

DHZ
FITNESS

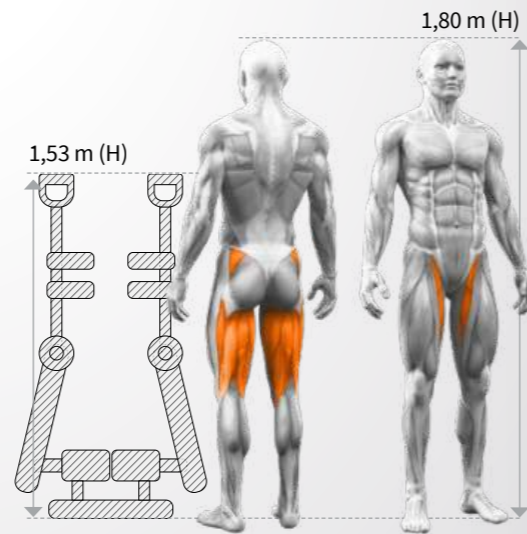
STRENGTH

EVOST II & EVOST II DUAL
EVOST III

FUSION PRO

PRESTIGE PRO

PRONE LEG CURL / E7001



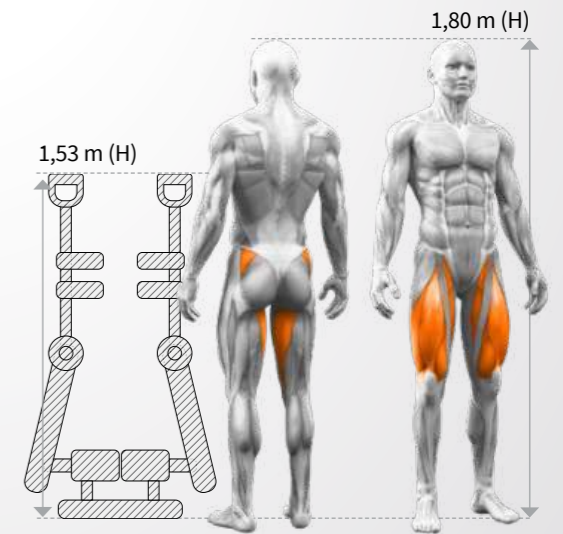
SPECIFICATIONS

E7001

 Dimension	1610 x 1110 x 1530 mm
 Weight stack	110 kg
 Extra weight stack	E7001_EW / 135 kg
 Frame dimensions	37 x 134 mm
 Transport box	1720 x 1110 x 450 mm Plywood
 Frame color	● ● ●
 Application color	● ● ●
 Weight	255 kg


Thanks to the prone design of Prone Leg Curl, users can easily and comfortably use the device to strengthen calf and hamstring muscles. The design of eliminating the elbow pad makes the structure of the equipment more concise, and the divergent body pad angle eliminates the pressure on the lower back and makes training more focused.

LEG EXTENSION / E7002



SPECIFICATIONS

E7002

 Dimension	1425 x 1165 x 1530 mm
 Weight stack	110 kg
 Extra weight stack	E7002_EW / 135 kg
 Frame dimensions	37 x 134 mm
 Transport box	1720 x 1110 x 400 mm Plywood
 Frame color	● ● ●
 Application color	● ● ●
 Weight	250 kg






The Fusion Pro Series Leg Extension is designed to help exercisers focus on the major muscles of the thigh. Angled seat and back pad encourage full quadriceps contraction. A self-adjusting tibia pad provides comfortable support, the adjustable back cushion allows the knees to be easily aligned with the pivot axis to achieve good biomechanics.

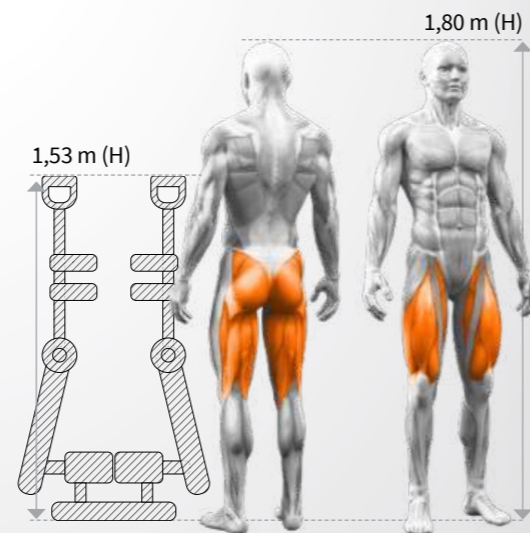
LEG PRESS / E7003



SPECIFICATIONS

E7003

 Dimension	1280 x 1430 x 2080 mm
 Weight stack	115 kg
 Extra weight stack	--
 Frame dimensions	37 x 134 mm
 Transport box	2120 x 1110 x 600 mm Plywood
 Frame color	● ● ●
 Application color	● ● ●
 Weight	330 kg



The Fusion Pro Series Leg Press is efficient and comfortable when training the lower body. The angled adjustable seat allows easy positioning for different users. The large foot platform offers a variety of training modes, including calf exercises. Integrated assist handles on both sides of the seat allow the exerciser to better stabilize the upper body during training.

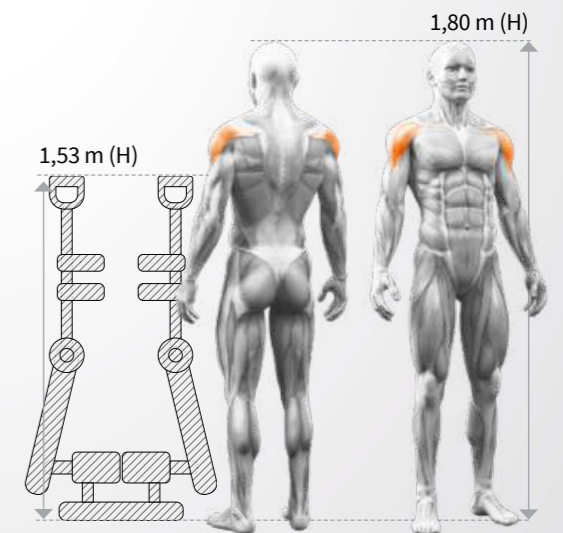
LATERAL RAISE / E7005



SPECIFICATIONS

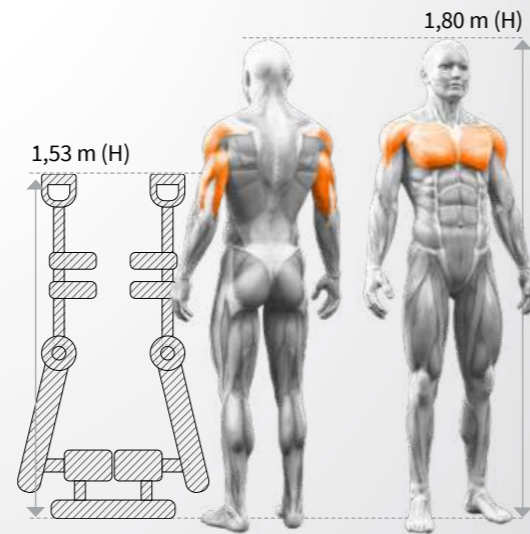
E7005

 Dimension	1300 x 970 x 1530 mm
 Weight stack	110 kg
 Extra weight stack	E7005_EW / 135 kg
 Frame dimensions	37 x 134 mm
 Transport box	1730 x 1130 x 560 mm Plywood
 Frame color	● ● ●
 Application color	● ● ●
 Weight	245 kg



The Fusion Pro Series Lateral Raise is designed to allow exercisers to maintain a sitting posture and easily adjust the height of the seat to ensure that the shoulders are aligned with the pivot point for effective exercise. The gas-assisted seat adjustment and multi-start position adjustment are added to improve the user's experience and actual needs.

SHOULDER PRESS / E7006

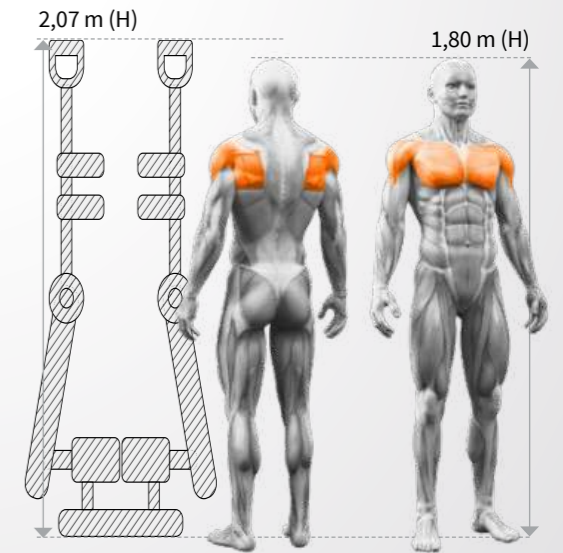


The Fusion Pro Series Shoulder Press offers a new motion trajectory solution that simulates natural motion paths. The dual-position handle supports more training styles, and the angled back and seat pads help users maintain a better training position and provide corresponding support.

SPECIFICATIONS E7006

✂ Dimension	1550 x 1550 x 1530 mm
📦 Weight stack	110 kg
📦 Extra weight stack	E7006_EW / 135 kg
📏 Frame dimensions	37 x 134 mm
📦 Transport box	1720 x 1110 x 500 mm Plywood
🎨 Frame color	● ● ●
🎨 Application color	● ● ●
⚖ Weight	260 kg

REAR DELT / PEC FLY / E7007



The Fusion Pro Series Rear Delt / Pec Fly offer a comfortable and efficient manner to train upper body muscle groups. The adjustable rotating arm is designed to adapt to the arm length of different users, providing the correct training posture. Oversized handles reduce the extra adjustment needed to switch between the two sports, and gas-assisted seat adjustment and wider back cushions further enhance the training experience.









SPECIFICATIONS E7007

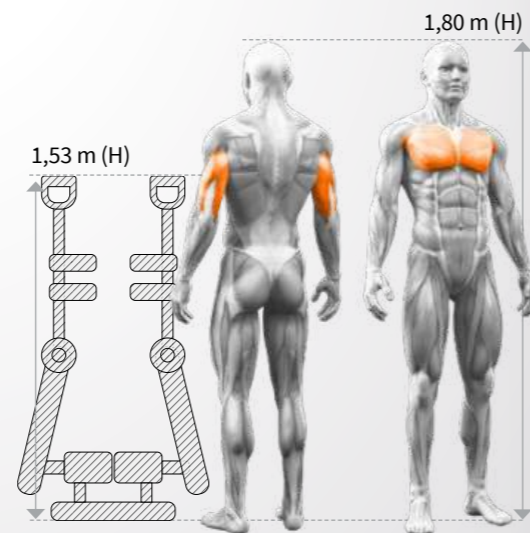
✂ Dimension	1280 x 1430 x 2075 mm
📦 Weight stack	95 kg
📦 Extra weight stack	--
📏 Frame dimensions	37 x 134 mm
📦 Transport box	2020 x 1110 x 650 mm Plywood
🎨 Frame color	● ● ●
🎨 Application color	● ● ●
⚖ Weight	248 kg

VERTICAL PRESS / E7008



SPECIFICATIONS E7008

 Dimension	1435 x 1125 x 1530 mm
 Weight stack	110 kg
 Extra weight stack	E7008_EW / 135 kg
 Frame dimensions	37 x 134 mm
 Transport box	1720 x 1110 x 500 mm Plywood
 Frame color	● ● ●
 Application color	● ● ●
 Weight	281 kg











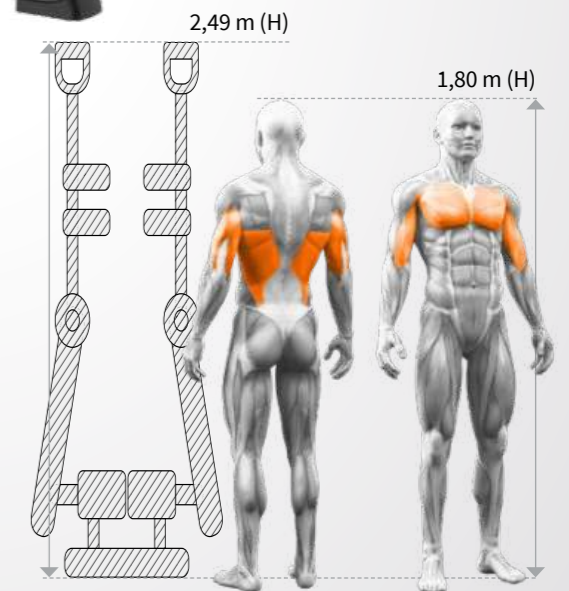
The **Vertical Press** is great for training upper body muscle groups. Assisted footrests are eliminated, and an adjustable back pad is used to provide a flexible starting position, which balanced both comfort and performance. The split-type motion design allows exercisers to choose a variety of training programs. The low pivot of the movement arm ensures proper path of motion and easy entrance/exit to and from the unit.

DIP/CHIN ASSIST / E7009



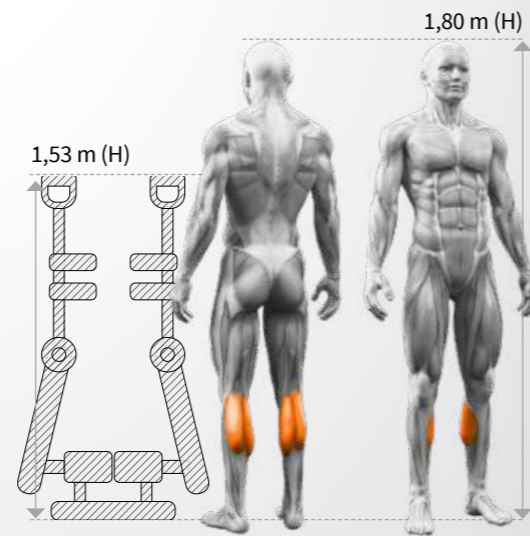
SPECIFICATIONS E7009

 Dimension	1930 x 1000 x 2495 mm
 Weight stack	110 kg
 Extra weight stack	E7009_EW / 135 kg
 Frame dimensions	37 x 134 mm
 Transport box	2450 x 1110 x 370 mm Plywood
 Frame color	● ● ●
 Application color	● ● ●
 Weight	280 kg



The **Fusion Pro Series Dip/Chin Assist** is optimized for pull-ups and parallel bars. The standing posture is used instead of the kneeling posture for training, which is closer to the real training situation. There are two training modes, assisted and unassisted, for users to freely adjust the training plan.

STANDING CALF / E7010

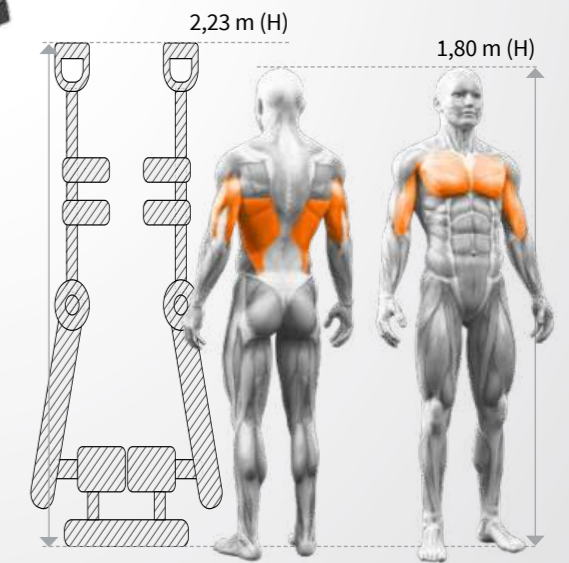


The Standing Calf is designed to train the calf muscles safely and effectively. Adjustable height shoulder pads can fit most users, combined with anti-slip foot plates and handles for safety. The Standing Calf provides effective training for the calf muscle group by standing on tiptoes.

SPECIFICATIONS E7010

	Dimension	1860 x 820 x 1530 mm
	Weight stack	80 kg
	Extra weight stack	E7010_EW/95 kg
	Frame dimensions	37 x 134 mm
	Transport box	1700 x 1100 x 580 mm Plywood
	Frame color	● ● ●
	Application color	● ● ●
	Weight	295 kg

LAT PULLDOWN / E7012



The Fusion Pro Series Lat Pulldown follows the usual design style of this category, with the pulley position on the device allowing the user to move smoothly in front of the head. The Fusion Pro Series powered gas assist seat and adjustable thigh pads make it easier for exercisers to use and adjust.

SPECIFICATIONS E7012









	Dimension	1190 x 1200 x 2230 mm
	Weight stack	110 kg
	Extra weight stack	E7012_EW/135 kg
	Frame dimensions	37 x 134 mm
	Transport box	2450 x 1130 x 420 mm Plywood
	Frame color	● ● ●
	Application color	● ● ●
	Weight	245 kg

CABLE CROSS / E7016



SPECIFICATIONS

E7016

 Dimension	440 x 750 x 2280 mm
 Weight stack	190 kg
 Extra weight stack	--
 Frame dimensions	30 mm
 Transport box	3200 x 1080 x 650 Plywood
 Frame color	● ● ●
 Application color	
 Weight	440 kg









The Fusion Pro Series Adjustable Cable Crossover is a self-contained cable crossover device that provides two sets of adjustable cable positions, allowing two users to execute different workouts at the same time, or individually. Supplied with a rubber-wrapped pull-up handle with dual grip positions. With quick and easy adjustments, users can use it alone or in combination with gym benches and other accessories to complete a variety of workouts.

CABLE CROSS / E7017



SPECIFICATIONS

E7017

 Dimension	1570 x 1110 x 2330 mm
 Weight stack	190 kg
 Extra weight stack	--
 Frame dimensions	30 mm
 Transport box	2330 x 1080 x 340 Plywood
 Frame color	● ● ●
 Application color	
 Weight	396 kg

The Fusion Pro Functional Trainer supports taller users for diverse workouts, with 17 adjustable cable positions to accommodate most users of all sizes, making it even better when used as a standalone device. The double 95kg weight stack provides enough load even for experienced lifters.

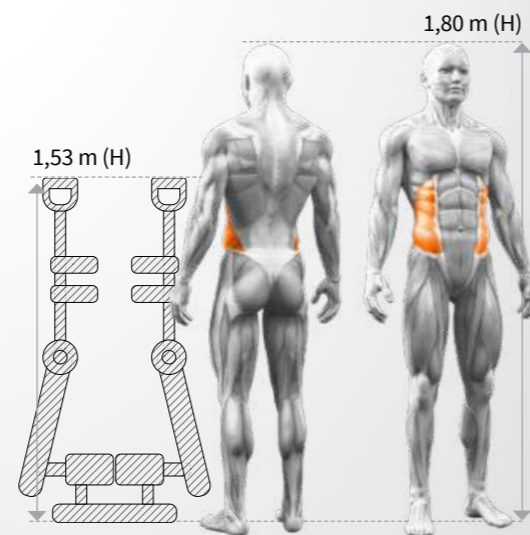
ROTARY TORSO / E7018



SPECIFICATIONS

E7018

 Dimension	1150 x 1130 x 1530 mm
 Weight stack	65 kg
 Extra weight stack	E7018_EW/95 kg
 Frame dimensions	37 x 134 mm
 Transport box	1710 x 1110 x 430 mm Plywood
 Frame color	● ● ●
 Application color	● ● ●
 Weight	260 kg





The Fusion Pro Series Rotary Torso maintains the usual design of this type of equipment for comfort and performance. The kneeling position design is adopted, which can stretch the hip flexors while reducing the pressure on the lower back as much as possible. The uniquely designed knee pads ensure the stability and comfort of use and provide protection for multi-posture training.

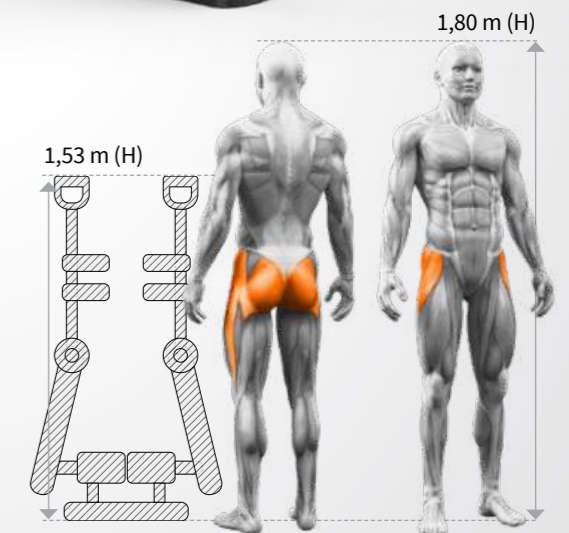
ABDUCTOR & ADDUCTOR / E7021



SPECIFICATIONS

E7021

 Dimension	1630 x 820 x 1530 mm
 Weight stack	95 kg
 Extra weight stack	E7021_EW/135 kg
 Frame dimensions	37 x 134 mm
 Transport box	1720 x 1110 x 450 mm Plywood
 Frame color	● ● ●
 Application color	● ● ●
 Weight	265 kg











The Fusion Pro Series Abductor features an easy-adjust start position for both inner and outer thigh exercises. Improved ergonomic seat and back cushions provide users with stable support and a more comfortable experience. The pivoting thigh pads combined with an adjustable starting position allow the user to quickly switch between the two workouts. Thanks to the additional support handles, standing exercises are now safer and more stable.

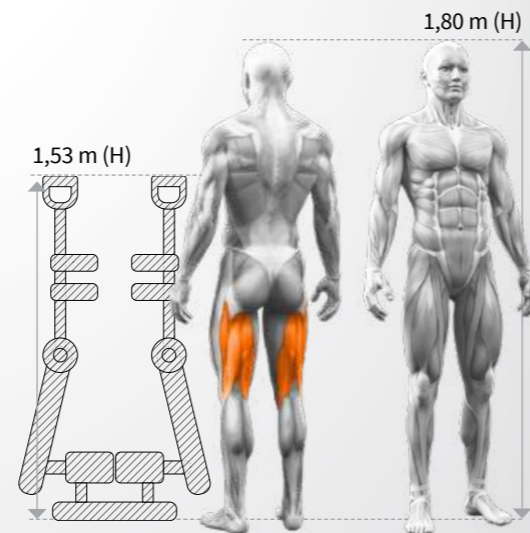
SEATED LEG CURL / E7023



SPECIFICATIONS

E7023

 Dimension	1665 x 1145 x 1530 mm
 Weight stack	110 kg
 Extra weight stack	E7023_EW / 135 kg
 Frame dimensions	37 x 134 mm
 Transport box	1720 x 1110 x 450 mm Plywood
 Frame color	● ● ●
 Application color	● ● ●
 Weight	270 kg




The Fusion Pro Series Seated Leg Curl features a new construction designed to provide more comfortable and efficient leg muscle training. The angled seat and adjustable back pad allow the user to better align the knees with the pivot point to promote full hamstring contraction.

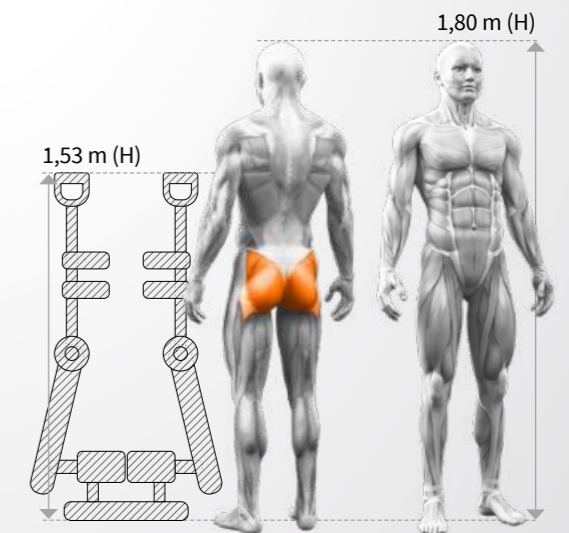
GLUTE ISOLATOR / E7024



SPECIFICATIONS

E7024

 Dimension	2145 x 1030 x 1530 mm
 Weight stack	110 kg
 Extra weight stack	E7024_EW / 135 kg
 Frame dimensions	37 x 134 mm
 Transport box	1720 x 1110 x 550 mm Plywood
 Frame color	● ● ●
 Application color	● ● ●
 Weight	280 kg



The Fusion Pro Series Glute Isolator based on the floor standing position and is designed to train the muscles of the glutes and standing legs. Both the elbow and chest pads have been ergonomically optimized to ensure comfort in training support. The motion part feature fixed double-layer tracks, with specially calculated track angles for optimal biomechanics.

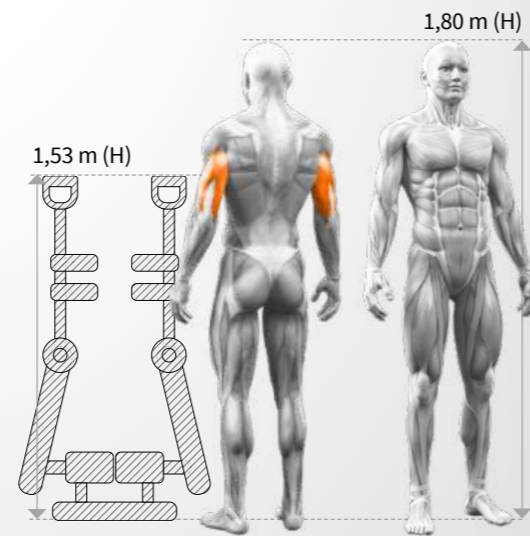
SEATED DIP / E7026



SPECIFICATIONS

E7026

 Dimension	1320 x 1060 x 1530 mm
 Weight stack	110 kg
 Extra weight stack	E7026_EW/135 kg
 Frame dimensions	37 x 134 mm
 Transport box	1720 x 1110 x 450 mm Plywood
 Frame color	● ● ●
 Application color	● ● ●
 Weight	260 kg





The Fusion Pro Series Seated Dip replicates the motion path of the traditional parallel bar push-up exercise, providing a comfortable and effective way to train the triceps and pecs. The angled back pad reduces pressure while improving stability and comfort.

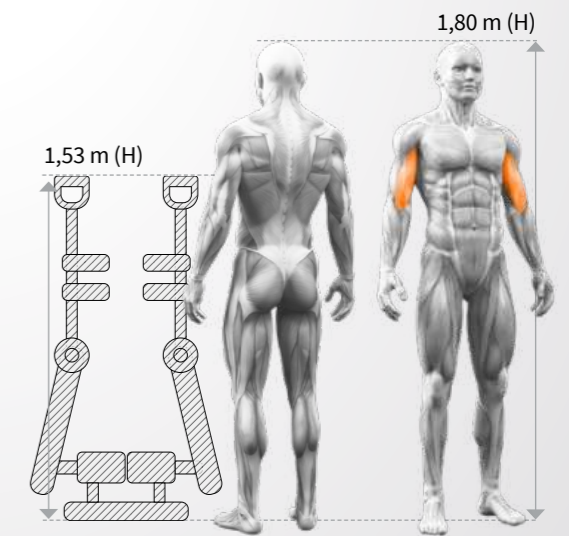
CAMBER CURL / E7030



SPECIFICATIONS

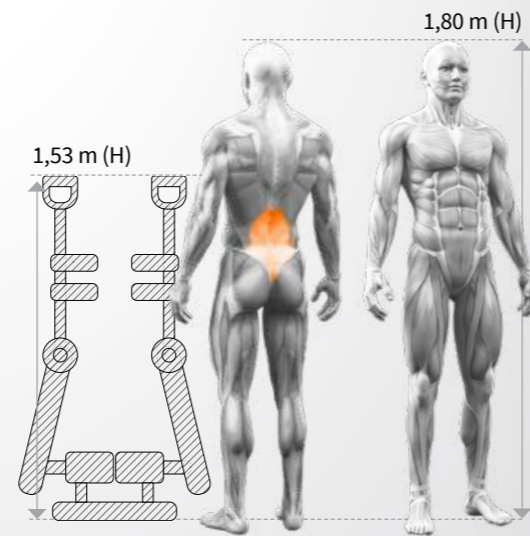
E7030

 Dimension	1500 x 930 x 1530 mm
 Weight stack	80 kg
 Extra weight stack	E7030_EW/95 kg
 Frame dimensions	37 x 134 mm
 Transport box	1720 x 1110 x 350 mm Plywood
 Frame color	● ● ●
 Application color	● ● ●
 Weight	192 kg



The Fusion Pro Series Biceps Curl has a scientific curl position. Adaptive handle for comfortable grip, gas-assisted seat adjustment system, optimized transmission which all make the training easier and effective.

BACK EXTENSION / E7031



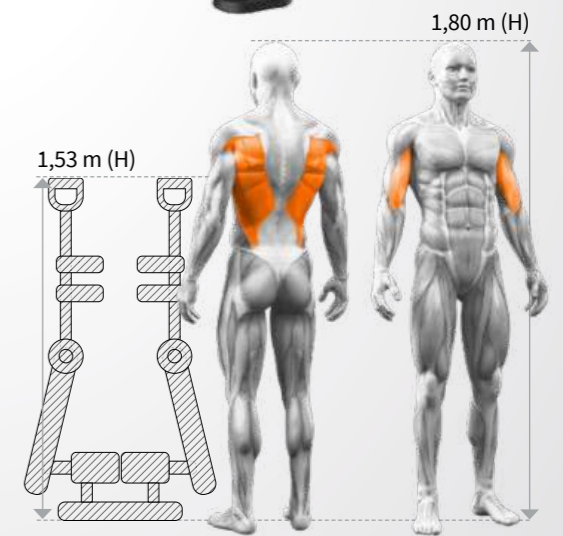
SPECIFICATIONS

E7031

 Dimension	1285 x 1055 x 1530 mm
 Weight stack	110 kg
 Extra weight stack	E7031_EW / 135 kg
 Frame dimensions	37 x 134 mm
 Transport box	1720 x 1110 x 350 mm Plywood
 Frame color	● ● ●
 Application color	● ● ●
 Weight	250 kg









The Fusion Pro Series Back Extension have a walk-in design with adjustable back rollers, allowing the exerciser to freely choose the range of motion. At the same time, the Fusion Pro Series optimizes the pivot point of the motion arm to connect it with the main body of the equipment, improving stability and durability.

LONG PULL / E7033



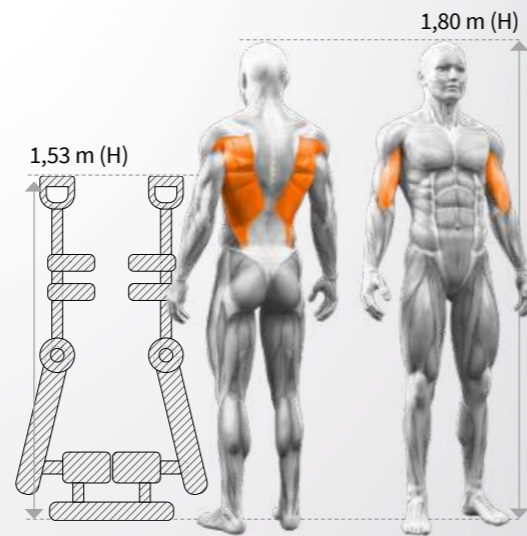
SPECIFICATIONS

E7033

 Dimension	1780 x 1320 x 1530 mm
 Weight stack	110 kg
 Extra weight stack	E7033_EW / 135 kg
 Frame dimensions	37 x 134 mm
 Transport box	2030 x 1130 x 780 mm Plywood
 Frame color	● ● ●
 Application color	● ● ●
 Weight	220 kg

The Fusion Pro Series Long Pull follows the usual design style of this category. As a mature and stable mid row training device, the Long Pull has a raised seat for easy entry and exit, and independent footrests support users of all sizes. The use of flat oval tubes further improves the stability of the equipment.

VERTICAL ROW / E7034



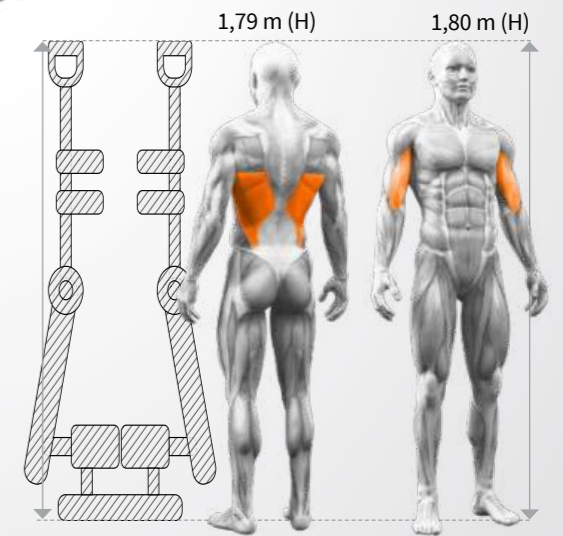
The Fusion Pro Series Vertical Row features a split-type motion design with adjustable chest pads and a gas-assisted adjustable seat. The 360-degree rotating adaptive handle supports multiple training programs for different users. Users can comfortably and effectively strengthen the muscles of the upper back and lats with the Vertical Row.

SPECIFICATIONS

E7034

✂ Dimension	1505 x 1005 x 1530 mm
📦 Weight stack	110 kg
📦 Extra weight stack	E7034_EW / 135 kg
📏 Frame dimensions	37 x 134 mm
📦 Transport box	1720 x 1110 x 550 mm Plywood
🎨 Frame color	● ● ●
🎨 Application color	● ● ●
⚖ Weight	245 kg

PULLDOWN / E7035



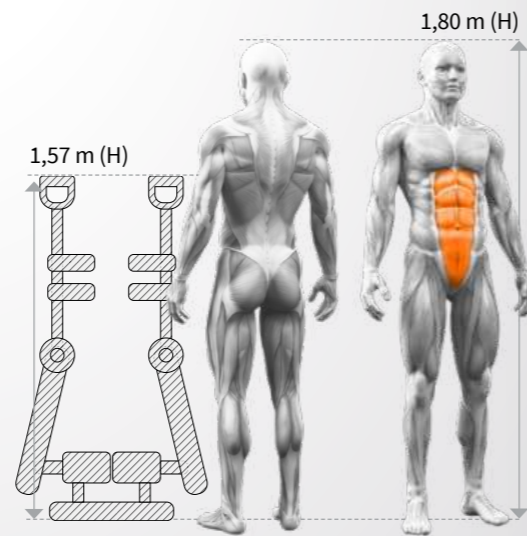
Seated training for the upper body and back, trains the entire back musculature. The handle is pulled towards the upper body in a controlled position, the cable pull enables a constant pulling movement for a comfortable exercise. Height-adjustable, slanted pads for the thighs ensure stability. Comfortable weight selection from a seated position.

SPECIFICATIONS

E7035









✂ Dimension	1520 x 1445 x 1795 mm
📦 Weight stack	110 kg
📦 Extra weight stack	E7035_EW / 135 kg
📏 Frame dimensions	37 x 134 mm
📦 Transport box	1720 x 1110 x 500 mm Plywood
🎨 Frame color	● ● ●
🎨 Application color	● ● ●
⚖ Weight	275 kg

ABDOMINAL ISOLATOR / E7073



SPECIFICATIONS

E7073

 Dimension	1150x 1060 x 1575 mm
 Weight stack	110 kg
 Extra weight stack	E7073_EW / 135 kg
 Frame dimensions	37 x 134 mm
 Transport box	1720 x 1110 x 450 mm Plywood
 Frame color	● ● ●
 Application color	● ● ●
 Weight	225 kg

The Fusion Pro Series Abdominal Isolator is designed in a kneeling position. The advanced ergonomic pads not only help users maintain the correct training position, but also enhances the training experience of the exercisers. The unique split-type motion arms design of the Fusion Pro Series allows exercisers to strengthen the training of the weak side.











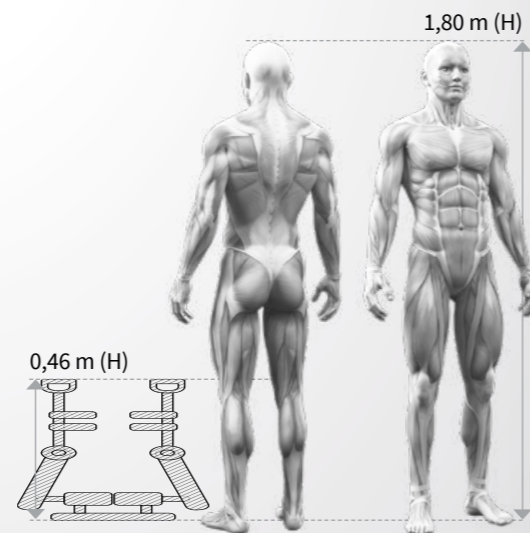
BENCHES
BORN FROM EXPERIENCE.

FLAT BENCH / E7036



SPECIFICATIONS E7036

 Dimension	1265 x 790 x 460 mm
 Weight stack	--
 Extra weight stack	--
 Frame dimensions	--
 Transport box	1300 x 460 x 290 mm Carton
 Frame color	● ● ●
 Application color	● ● ●
 Weight	25 kg











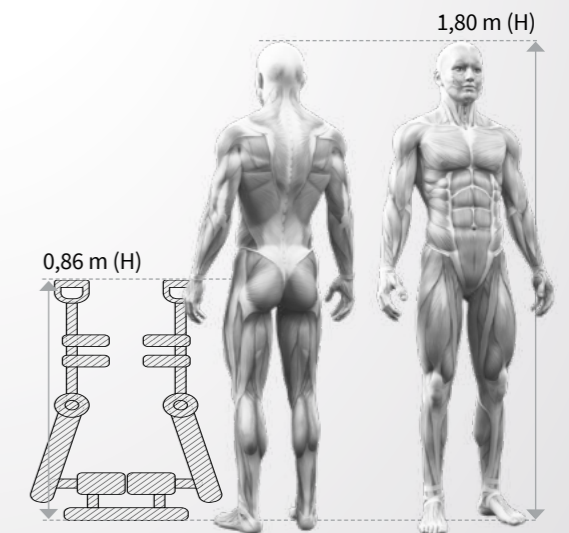
For freeweights exercises or abdominal trainer with different adjustment angles, wheels for mobility.

DECLINE ABDOMINAL BENCH / E7037



SPECIFICATIONS E7037

 Dimension	1685 x 790 x 860 mm
 Weight stack	--
 Extra weight stack	--
 Frame dimensions	--
 Transport box	1750 x 720 x 260 mm Carton
 Frame color	● ● ●
 Application color	● ● ●
 Weight	45 kg











For freeweights exercises or abdominal trainer with different adjustment angles, wheels for mobility.

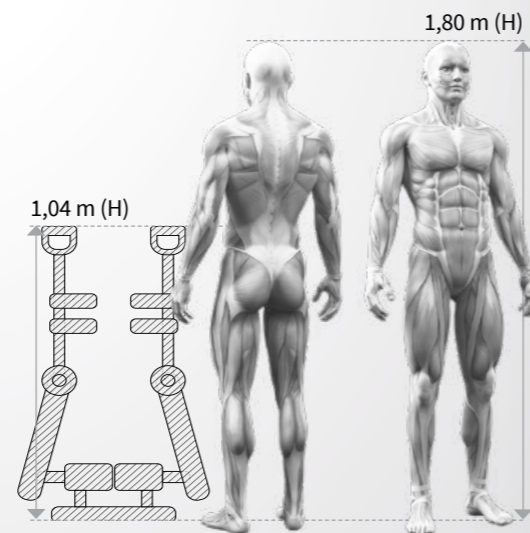
MULTI PURPOSE BENCH / E7038



SPECIFICATIONS

E7038

 Dimension	970 x 740 x 1040 mm
 Weight stack	--
 Extra weight stack	--
 Frame dimensions	--
 Transport box	1020 x 790 x 280 mm Carton
 Frame color	● ● ●
 Application color	● ● ●
 Weight	30 kg











Seat position with back rest, close to the ground for stability and comfort; Foot support for stability.

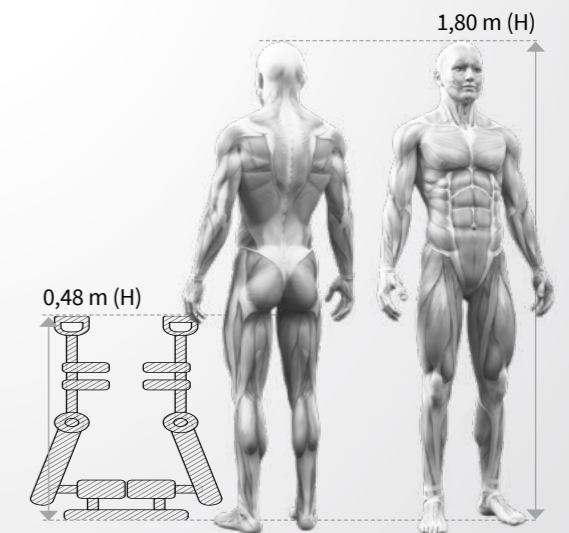
SUPER BENCH / E7039



SPECIFICATIONS

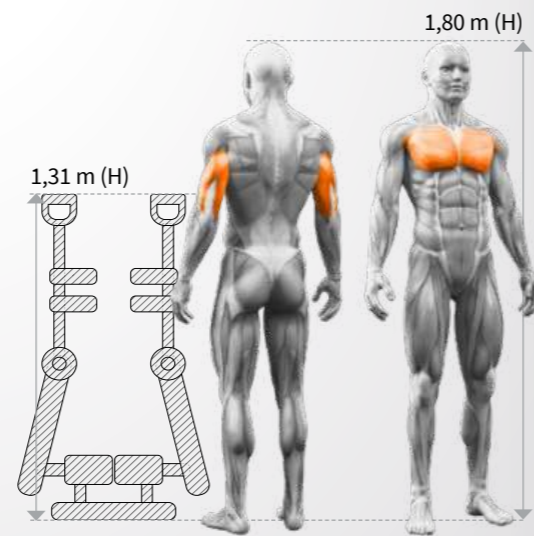
E7039

 Dimension	1355 x 730 x 480 mm
 Weight stack	--
 Extra weight stack	--
 Frame dimensions	--
 Transport box	1360 x 730 x 480 mm Carton
 Frame color	● ● ●
 Application color	● ● ●
 Weight	42 kg









Bench with seat and backrest adjustment; Wheels for mobility; Adjustable to various angles.

OLYMPIC BENCH DECLINE / E7041



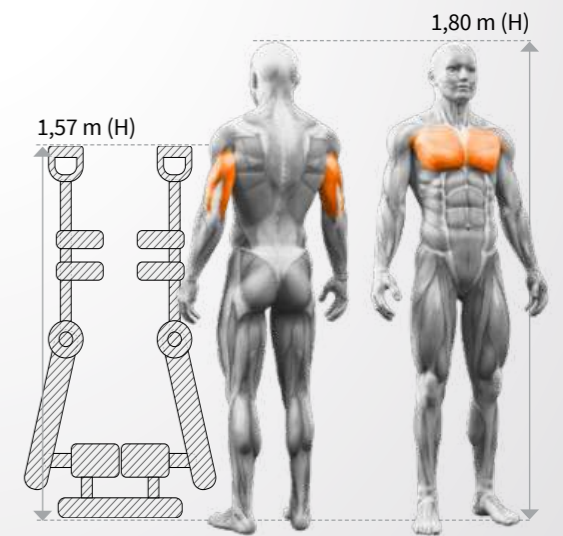
SPECIFICATIONS

E7041

 Dimension	2145 x 1815 x 1310 mm
 Weight stack	--
 Extra weight stack	--
 Frame dimensions	--
 Transport box	1520 x 950 x 460 mm Carton
 Frame color	● ● ●
 Application color	● ● ●
 Weight	98 kg








Negative declined bench with four hooks for barbell and eight weight horns.

OLYMPIC BENCH INCLINE / E7042



SPECIFICATIONS

E7042









 Dimension	2185 x 1810 x 1570 mm
 Weight stack	--
 Extra weight stack	--
 Frame dimensions	--
 Transport box	1600 x 880 x 420 mm Carton
 Frame color	● ● ●
 Application color	● ● ●
 Weight	88 kg

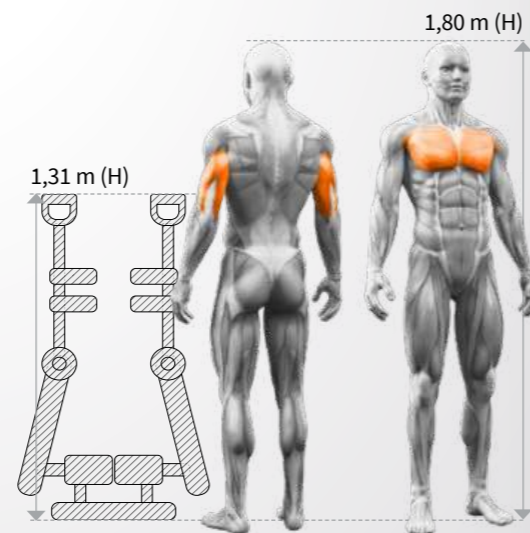
Inclined bench with four hooks for barbell and eight weight horns.

OLYMPIC BENCH / E7043



SPECIFICATIONS E7043

 Dimension	2015 x 1815 x 1310 mm
 Weight stack	--
 Extra weight stack	--
 Frame dimensions	--
 Transport box	1350 x 900 x 360 mm Carton
 Frame color	● ● ●
 Application color	● ● ●
 Weight	72 kg











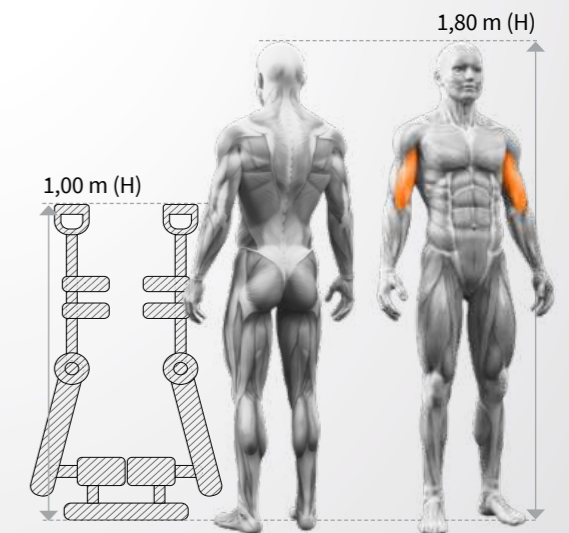
Flat bench with four hooks for barbell and eight weight horns.

SEATED PREACHER CURL / E7044



SPECIFICATIONS E7044

 Dimension	1310 x 815 x 1005 mm
 Weight stack	--
 Extra weight stack	--
 Frame dimensions	--
 Transport box	1650 x 900 x 300 mm Carton
 Frame color	● ● ●
 Application color	● ● ●
 Weight	65 kg











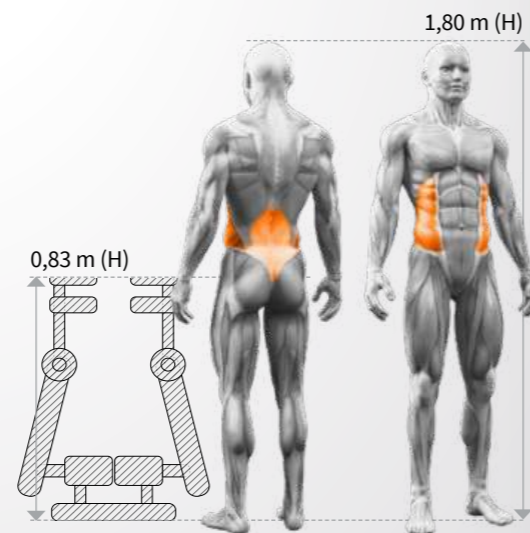
Bench offers two different positions for varied workouts and accommodates users of all sizes.

BACK EXTENSION / E7045



SPECIFICATIONS E7045

 Dimension	1520 x 790 x 830 mm
 Weight stack	--
 Extra weight stack	--
 Frame dimensions	--
 Transport box	1480 x 750 x 580 mm Carton
 Frame color	● ● ●
 Application color	● ● ●
 Weight	56 kg











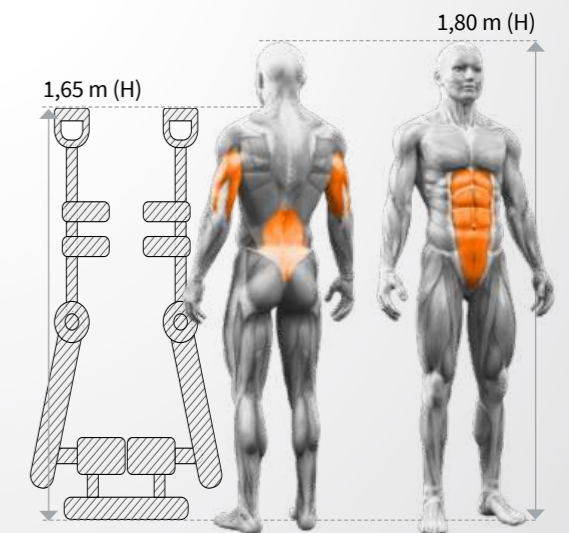
Retaining bottom edge for stability and comfort throughout the entire exercise.

VERTICAL KNEES UP DIP / E7047



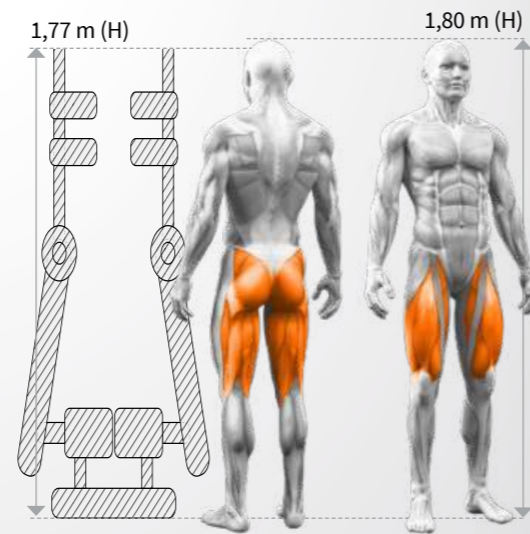
SPECIFICATIONS E7047

 Dimension	1040 x 720 x 1650 mm
 Weight stack	--
 Extra weight stack	--
 Frame dimensions	--
 Transport box	1650 x 1100 x 280 mm Carton
 Frame color	● ● ●
 Application color	● ● ●
 Weight	60 kg











Elbow pads and special dip handles provide comfort, shaped urethane pads protect the frame.

SQUAT RACK / E7050

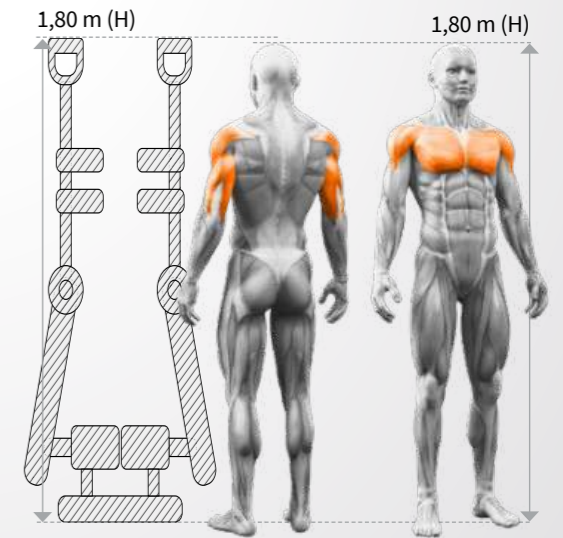


SPECIFICATIONS E7050








 Dimension	1385 x 1745 x 1770 mm
 Weight stack	--
 Extra weight stack	--
 Frame dimensions	--
 Transport box	1900 x 1450 x 200 mm Carton
 Frame color	● ● ●
 Application color	● ● ●
 Weight	90 kg

The polyurethane coating reduces wear and limits noise makes for a gentle workout.

OLYMPIC SEATED BENCH / E7051



SPECIFICATIONS E7051









 Dimension	1255 x 1100 x 1800 mm
 Weight stack	--
 Extra weight stack	--
 Frame dimensions	--
 Transport box	1850 x 1450 x 250 mm Carton
 Frame color	● ● ●
 Application color	● ● ●
 Weight	108 kg

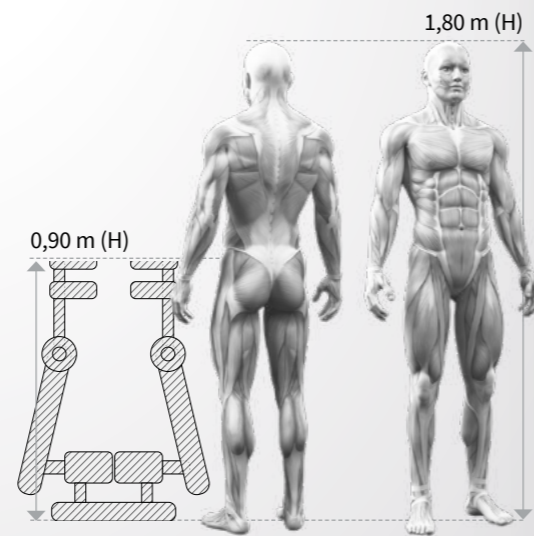
Military Bench features molded urethane protective racking that limits noise and protects the bar from wear for a stable and precise workout

VERTICAL PLATE TREE / E7054



SPECIFICATIONS E7054

 Dimension	680 x 690 x 900 mm
 Weight stack	--
 Extra weight stack	--
 Frame dimensions	--
 Transport box	880 x 750 x 320 mm Carton
 Frame color	● ● ●
 Application color	
 Weight	24 kg



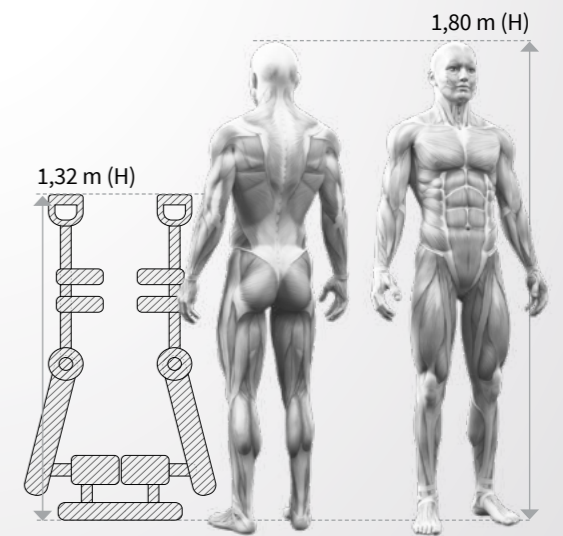
Stable stand with six horns for weight plates; Easy to mount and remove the plates.

BARBELL RACK / E7055



SPECIFICATIONS E7055

 Dimension	990 x 850 x 1320 mm
 Weight stack	--
 Extra weight stack	--
 Frame dimensions	--
 Transport box	1350 x 1050 x 200 mm Carton
 Frame color	● ● ●
 Application color	● ● ●
 Weight	70 kg



Accommodates a wide range of Barbells and Curl Bars; Ensures that equipment is easily accessible.

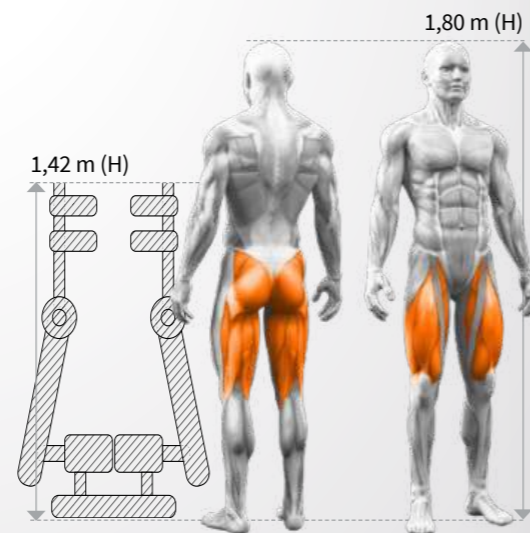
ANGLED LEG PRESS / E7056



SPECIFICATIONS

E7056

	Dimension	2090 x 1400 x 1420 mm
	Weight stack	--
	Extra weight stack	--
	Frame dimensions	--
	Transport box	1420 x 1520 x 520 mm Plywood
	Frame color	● ● ●
	Application color	● ● ●
	Weight	200 kg



The Fusion Pro Series Angled Leg Press features heavy duty commercial linear bearings for smooth motion and durable. The 45-degree angle and two starting positions simulate an optimal leg-press movement, but with spinal pressure removed. Two weight horns on the footplate allow users to easily load the weight plates, fixed handles is independent of the locking lever for better body stabilization.

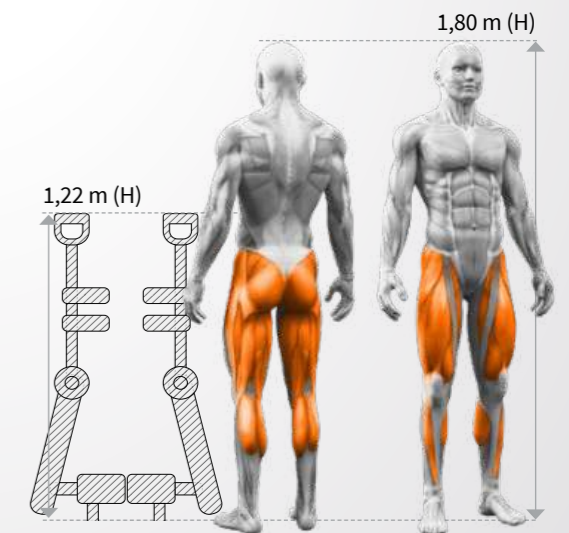
HACK SLIDE / E7057



SPECIFICATIONS

E7057

	Dimension	2040 x 1630 x 1220 mm
	Weight stack	--
	Extra weight stack	--
	Frame dimensions	--
	Transport box	1420 x 1520 x 520 mm Plywood
	Frame color	● ● ●
	Application color	● ● ●
	Weight	175 kg






The Fusion Pro Series Hack Squat simulates the motion path of a ground squat, providing the same experience as free weight training. Not only that, but the special angle design also eliminates the shoulder load and spinal pressure of traditional ground squats, stabilizes the exerciser's center of gravity on the inclined plane, and ensures the straight transmission of force.

INCLINE LEVEL ROW / E7061



SPECIFICATIONS

E7061

 Dimension	1770x 1160 x 1275 mm
 Weight stack	--
 Extra weight stack	--
 Frame dimensions	--
 Transport box	1650 x 1550 x 410 mm Carton
 Frame color	● ● ●
 Application color	● ● ●
 Weight	75 kg











Two differently arranged handles provide variance during the exercise. Two stand plates stainless steel pad for more grip at different heights adapt user sizes. The chest padding ensures comfortable lying on.

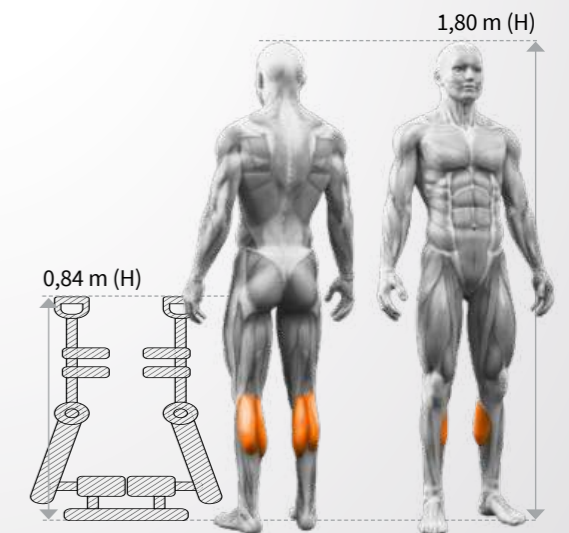
SEATED CALF / E7062



SPECIFICATIONS

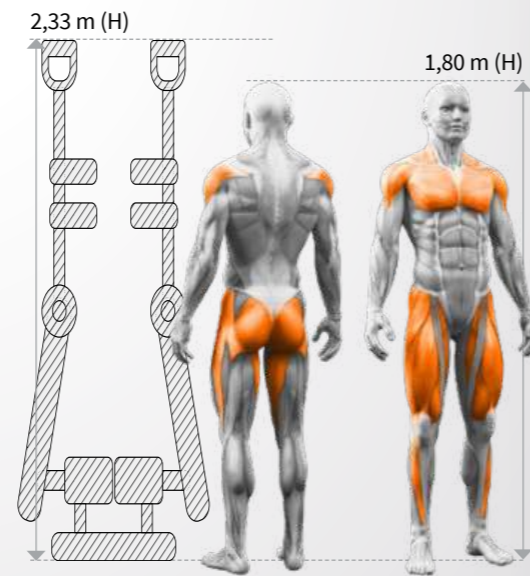
E7062

 Dimension	1230 x 660 x 840 mm
 Weight stack	--
 Extra weight stack	--
 Frame dimensions	--
 Transport box	1270 x 720 x 380 mm Carton
 Frame color	● ● ●
 Application color	● ● ●
 Weight	45 kg



The Fusion Pro Series Seated Calf allows the user to activate the calf muscles rationally using body weight and additional weight plates. Easily adjustable thigh pads support users of different sizes, and the seated design removes spinal pressure for a more comfortable and effective training. The start-stop catch lever ensures safety when starting and ending training.

SMITH MACHINE / E7063

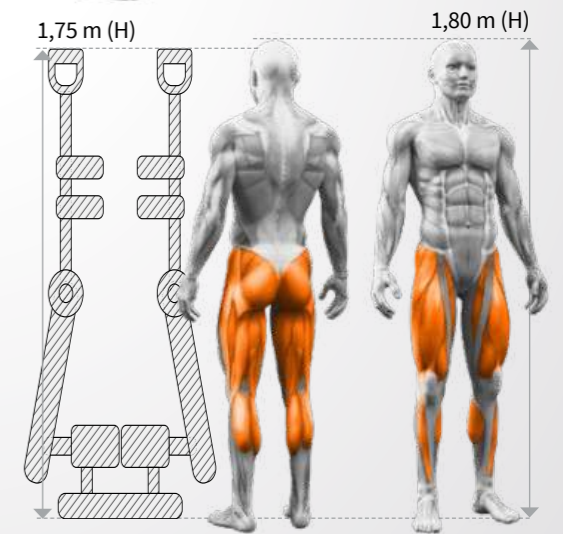


SPECIFICATIONS E7063

✂ Dimension	2090 x 1500 x 2330 mm
📦 Weight stack	--
📦 Extra weight stack	--
📏 Frame dimensions	--
📦 Transport box	2400 x 1550 x 400 mm Plywood
🎨 Frame color	● ● ●
🎨 Application color	● ● ●
⚖ Weight	222 kg

Due to the negative angle, a natural movement during pressure exercises and squats is particularly supported low starting weight due to counter weights. A closed guide rail with safety latches offers quick and easy adjustment. Eight weight ups.

SUPER SQUAT / E7065



SPECIFICATIONS E7065

✂ Dimension	1790 x 1630 x 1750 mm
📦 Weight stack	--
📦 Extra weight stack	--
📏 Frame dimensions	--
📦 Transport box	2000 x 1100 x 620 mm Plywood
🎨 Frame color	● ● ●
🎨 Application color	● ● ●
⚖ Weight	121 kg









The Fusion Pro Series Super Squat offers both forward and reverse squat training modes to activate the major muscles of the thighs and hips. The wide, angled foot platform keeps the user's path of motion on an incline plane, greatly releasing pressure on the spine. The locking lever will automatically drop when you start training reachable locking handle for easy reset when exiting training.

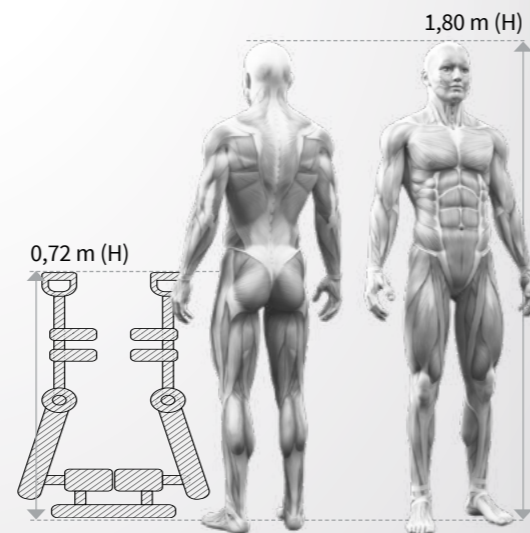
DUMBBELL RACK / E7067



SPECIFICATIONS

E7067

 Dimension	2295 x 595 x 725 mm
 Weight stack	--
 Extra weight stack	--
 Frame dimensions	--
 Transport box	2330 x 440 x 150 mm Carton
 Frame color	● ● ●
 Application color	
 Weight	57 kg











The clean, efficient 5 Pair Beauty Dumbbell Rack allows for easy access to of dumbbells in a space efficient design.

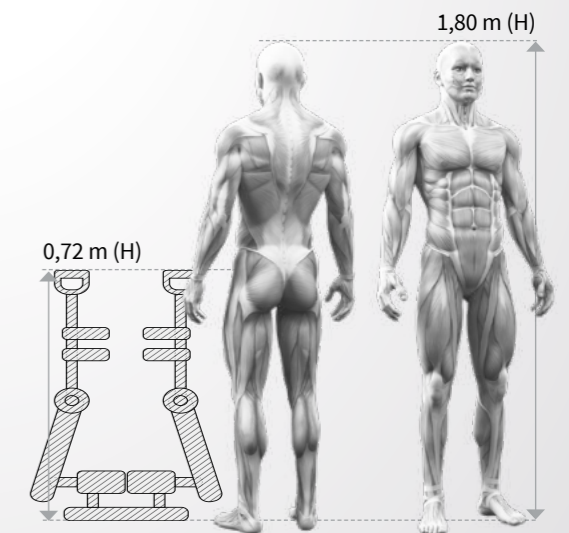
DUMBBELL RACK / E7077



SPECIFICATIONS

E7077

 Dimension	2300 x 600 x 720 mm
 Weight stack	--
 Extra weight stack	--
 Frame dimensions	--
 Transport box	2330 x 440 x 150 mm Carton
 Frame color	● ● ●
 Application color	
 Weight	52 kg














The clean, efficient 2-Tier, 10 Pair Dumbbell Rack allows for easy access to of dumbbells in a space efficient design.

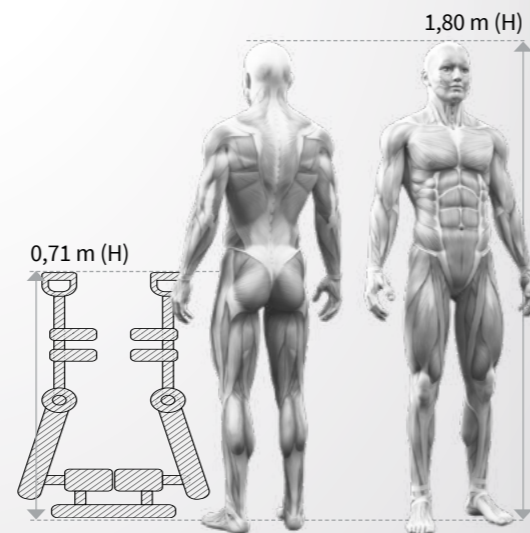
DUMBBELL RACK / E7077S



SPECIFICATIONS

E7077S

	Dimension	1050 x 590 x 710 mm
	Weight stack	--
	Extra weight stack	--
	Frame dimensions	--
	Transport box	910 x 690 x 210 mm Carton
	Frame color	  
	Application color	
	Weight	40 kg



This rack is compact and fit 5 pairs of dumbbells which is friendly to limited training areas such as hotels and apartments.





DHZ FITNESS SMART GYM SOLUTIONS

WITH OUR SMART GYM SOLUTIONS CONCEPT, WE TAKE THE PERSPECTIVE OF THE GYM OPERATOR AND DEVELOP SOLUTIONS THAT MAKE YOUR EVERYDAY LIFE EASIER. FOR OUR MEMBERS, WE CREATE A PLEASANT TRAINING EXPERIENCE WITH AN EASY UNDERSTANDING OF PRODUCT USAGE AND GOOD TRAINING COMFORT.

DHZ FITNESS SHOWROOM

Eisenhutweg 122
12487 Berlin

- more than 700 m²
- only 10 minutes from airport

YOU WANT TO GET TO KNOW AND TEST OUR EQUIPMENT?

Come visit us!

In our showroom in Berlin, we present a selection of our equipment. Please contact us for a personal appointment so that we can take the time to advise you competently.

YOU ARE INTERESTED IN ADDITIONAL INFORMATION OR WANT TO MEET IN PERSON?

Ask us!

Our friendly sales team is available for you to address your needs. We would be happy to make a non-binding offer to you.

METEM SRL

HUB DHZ ITALIA

Via G. Amendola, 24 - 31020 Villorba (TV) - Italy

☎ 0422-267010 | ✉ team@metem.fit

WWW.METEM.FIT



SCAN FOR MORE INFORMATION

