

POWER RACKS


FUNCTIONAL SMITH MACHINE

POWERFLEX HALF RACK COMBI

POWER RACKS










STORAGE

POWERFLEX HALF RACK / E6252A



SPECIFICATIONS

E6252A

 Dimensions	1430 x 1555 x 2370 mm
 Frame dimensions	75 x 75 x T3 mm
 Transport box	2420 x 1100 x 320 mm Plywood
 Frame color	●
 Application color	● ● ● ●
 Weight	277 kg
 Max loaded cable motion	--
 Recommended weight pack	--
 Weight storage	6










Experience the ultimate in versatility with **the PowerFlex Half Rack**. Built from heavy-duty, commercial-grade materials, this half rack supports plate-loaded functionality, allowing you to tailor your workouts to your strength goals. Its compact design fits seamlessly into any gym space, while still providing the stability and performance you need for effective training.

POWERFLEX HALF RACK / E6252A-A




SPECIFICATIONS

E6252A-A

 Dimensions	1430 x 1555 x 2370 mm
 Frame dimensions	75 x 75 x T3 mm
 Transport box	2420 x 1100 x 320 mm Plywood
 Frame color	●
 Application color	●
 Weight	277 kg
 Max loaded cable motion	--
 Recommended weight pack	--
 Weight storage	6

Experience the ultimate in versatility **with the PowerFlex Half Rack**. Built from heavy-duty, commercial-grade materials, this half rack supports plate-loaded functionality, allowing you to tailor your workouts to your strength goals. Its compact design fits seamlessly into any gym space, while still providing the stability and performance you need for effective training.

POWERFLEX HALF RACK COMBI / E6252AP



SPECIFICATIONS COMBINATION E6252AP

Dimensions combi	--
Frame dimensions	75 x 75 x T3 mm
Transport box rack	2420 x 1100 x 320 mm Plywood
Frame color	●
Application color	● ● ● ●
Weight	--
Max loaded cable motion	--
Recommended weight pack	--
Weight storage	6



E6252A

Dimension	1430 x 1555 x 2370 mm
Weight	277 kg




DTE6252B

Dimension	3,5 m ²
Weight	--

Experience the ultimate in versatility with **the PowerFlex Half Rack**. Built from heavy-duty, commercial-grade materials, this half rack supports plate-loaded functionality, allowing you to tailor your workouts to your strength goals. Its compact design fits seamlessly into any gym space, while still providing the stability and performance you need for effective training.

POWERFLEX HALF RACK COMBI / E6252AP-A



SPECIFICATIONS COMBINATION E6252AP-A

Dimensions combi	--
Frame dimensions	75 x 75 x T3 mm
Transport box rack	2420 x 1100 x 320 mm Plywood
Frame color	●
Application color	●
Weight	--
Max loaded cable motion	--
Recommended weight pack	--
Weight storage	6



E6252A-A

Dimension	1430 x 1555 x 2370 mm
Weight	277 kg



DTE6252B

Dimension	3,5 m ²
Weight	--










Experience the ultimate in versatility with **the PowerFlex Half Rack**. Built from heavy-duty, commercial-grade materials, this half rack supports plate-loaded functionality, allowing you to tailor your workouts to your strength goals. Its compact design fits seamlessly into any gym space, while still providing the stability and performance you need for effective training.

POWERFLEX HALF RACK / E6252B



SPECIFICATIONS

E6252B

 Dimensions	1430 x 1555 x 2370 mm
 Frame dimensions	75 x 75 x T3 mm
 Transport box	2420 x 1100 x 320 mm Plywood
 Frame color	●
 Application color	● ● ● ●
 Weight	277 kg
 Max loaded cable motion	2 x 64 kg / 2 x 141 LBS
 Recommended weight pack	--
 Weight storage	--


The PowerFlex Half Rack with Selectorized functionality offers a streamlined and efficient training experience. This half rack integrates seamlessly with your existing setup, providing a range of exercise options with minimal space requirements. Ideal for those who want to maximize their training variety without sacrificing stability or quality.

POWERFLEX HALF RACK / E6252B-A



SPECIFICATIONS


E6252B-A

 Dimensions	1430 x 1555 x 2370 mm
 Frame dimensions	75 x 75 x T3 mm
 Transport box	2420 x 1100 x 320 mm Plywood
 Frame color	●
 Application color	●
 Weight	277 kg
 Max loaded cable motion	2 x 64 kg / 2 x 141 LBS
 Recommended weight pack	--
 Weight storage	--









The PowerFlex Half Rack with Selectorized functionality offers a streamlined and efficient training experience. This half rack integrates seamlessly with your existing setup, providing a range of exercise options with minimal space requirements. Ideal for those who want to maximize their training variety without sacrificing stability or quality.

POWERFLEX HALF RACK COMBI (SELECTORIZED) / E6252BP

POWERFLEX HALF RACK COMBI (SELECTORIZED) / E6252BP-A



SPECIFICATIONS COMBINATION E6252BP

 Dimensions combi	--
 Frame dimensions	75 x 75 x T3 mm
 Transport box rack	2420 x 1100 x 320 mm Plywood
 Frame color	●
 Application color	● ● ● ●
 Weight	--
 Max loaded cable motion	2 x 64 kg / 2 x 141 LBS
 Recommended weight pack	--
 Weight storage	4





E6252B

 Dimension	1430 x 1555 x 2370 mm
 Weight	277 kg












DTE6252B

 Dimension	3,5 m ²
 Weight	--



The PowerFlex Half Rack with Selectorized functionality offers a streamlined and efficient training experience. This half rack integrates seamlessly with your existing setup, providing a range of exercise options with minimal space requirements. Ideal for those who want to maximize their training variety without sacrificing stability or quality.

SPECIFICATIONS COMBINATION E6252BP-A

 Dimensions combi	--
 Frame dimensions	75 x 75 x T3 mm
 Transport box rack	2420 x 1100 x 320 mm Plywood
 Frame color	●
 Application color	●
 Weight	--
 Max loaded cable motion	2 x 64 kg / 2 x 141 LBS
 Recommended weight pack	--
 Weight storage	4





E6252B-A

 Dimension	1430 x 1555 x 2370 mm
 Weight	277 kg



DTE6252B










 Dimension	3,5 m ²
 Weight	--

The PowerFlex Half Rack with Selectorized functionality offers a streamlined and efficient training experience. This half rack integrates seamlessly with your existing setup, providing a range of exercise options with minimal space requirements. Ideal for those who want to maximize their training variety without sacrificing stability or quality.

POWERFLEX RACK (PLATE LOADED) / E6253A



SPECIFICATIONS E6253A

 Dimensions	2160 x 1670 x 2355 mm
 Frame dimensions Rack	75 x 75 x T3 mm
 Transport box	2420 x 1100 x 440 mm Plywood
 Frame color	●
 Application color	● ● ● ●
 Weight net / gross	321 kg / --
 Max loaded cable motion	2x 200 kg / 2x 440 LBS
 Recommended weight pack	--
 Weight storage	8

The **PowerFlex Full Rack** delivers unparalleled strength and versatility for your most demanding workouts. This commercial-grade full rack supports plate-loaded functionality, giving you the flexibility to adjust your resistance as needed. Perfect for serious athletes and home gym enthusiasts alike, it ensures a safe and effective lifting environment.

POWERFLEX RACK (PLATE LOADED) / E6253A-A



SPECIFICATIONS E6253A-A










 Dimensions	2160 x 1670 x 2355 mm
 Frame dimensions	75 x 75 x T3 mm
 Transport box	2420 x 1100 x 440 mm Plywood
 Frame color	●
 Application color	●
 Weight net / gross	321 kg / --
 Max loaded cable motion	2x 200 kg / 2x 440 LBS
 Recommended weight pack	--
 Weight storage	8

The **PowerFlex Full Rack** delivers unparalleled strength and versatility for your most demanding workouts. This commercial-grade full rack supports plate-loaded functionality, giving you the flexibility to adjust your resistance as needed. Perfect for serious athletes and home gym enthusiasts alike, it ensures a safe and effective lifting environment.

POWERFLEX RACK (SELECTORIZED) / E6253B



SPECIFICATIONS E6253B

 Dimensions	2160 x 1670 x 2355 mm
 Frame dimensions	75 x 75 x T3 mm
 Transport box	2420 x 1100 x 440 mm Plywood
 Frame color	●
 Application color	● ● ● ●
 Weight net / gross	449 kg / --
 Max loaded cable motion	2 x 64 kg / 2x 141 LBS
 Recommended weight pack	--
 Weight storage	2

Achieve peak performance with **the PowerFlex Full Rack featuring Selectorized functionality**. This full rack is designed to offer maximum versatility and convenience, allowing for quick and easy resistance adjustments. Built from robust materials, it provides a stable and reliable foundation for a wide range of exercises, making it an essential addition to any training facility.

POWERFLEX RACK (SELECTORIZED) / E6253B-A



SPECIFICATIONS E6253B-A

 Dimensions	2160 x 1670 x 2355 mm
 Frame dimensions	75 x 75 x T3 mm
 Transport box	2420 x 1100 x 440 mm Plywood
 Frame color	●
 Application color	●
 Weight net / gross	449 kg / --
 Max loaded cable motion	2 x 64 kg / 2x 141 LBS
 Recommended weight pack	--
 Weight storage	4










Achieve peak performance with **the PowerFlex Full Rack featuring Selectorized functionality**. This full rack is designed to offer maximum versatility and convenience, allowing for quick and easy resistance adjustments. Built from robust materials, it provides a stable and reliable foundation for a wide range of exercises, making it an essential addition to any training facility.

POWERFLEX POWER SYSTEM / E6255



SPECIFICATIONS

E6255

	Dimensions	2670 x 1905 x 2360 mm
	Frame dimensions	75 x 75 x T3 mm
	Transport box	2440 x 1120 x 540 mm Plywood
	Frame color	●
	Application color	● ● ● ●
	Weight net / gross	520 kg / --
	Max loaded cable motion	2 x 64 kg / 2 x 141 LBS
	Recommended weight pack	--
	Weight storage	4





The PowerFlex Power System, a fully integrated full rack with a functional trainer and lat pull down/low row attachment. This comprehensive system offers everything you need for a complete workout, combining the robustness of a full rack with the versatility of a functional trainer.

POWERFLEX POWER SYSTEM / E6255-A



SPECIFICATIONS


E6255-A

	Dimensions	2670 x 1905 x 2360 mm
	Frame dimensions	75 x 75 x T3 mm
	Transport box	2440 x 1120 x 540 mm Plywood
	Frame color	●
	Application color	●
	Weight net / gross	520 kg / --
	Max loaded cable motion	2 x 64 kg / 2 x 141 LBS
	Recommended weight pack	--
	Weight storage	4

The PowerFlex Power System, a fully integrated full rack with a functional trainer and lat pull down/low row attachment. This comprehensive system offers everything you need for a complete workout, combining the robustness of a full rack with the versatility of a functional trainer.

ENHANCE THE TRAINING LEVEL OF YOUR GYM WITH THE HIGH-QUALITY TOWERS AND POWER RACKS.

SPECIFICALLY DESIGNED FOR PROFESSIONAL FITNESS STUDIOS TO PROVIDE AN UNPARALLELED CROSS-TRAINING AND FUNCTIONAL TRAINING EXPERIENCE.



COLOR OPTIONS



PEARL SILVER



Applications



Frame



PEARL RED



Applications



Frame



PEARL GREEN



Applications



Frame



PEARL BLACK



Applications



Frame

ROLLABLE STAND FAN / FS300P



**ROLLABLE FAN.
THE SOLUTION FOR
A SINGLE TRAINING ROOM
OR THE ENTIRE STUDIO.**

THE LARGE ROLLABLE DHZ FITNESS FAN OFFERS A PRACTICAL WAY TO PROVIDE PLEASANT COOLING FOR UP TO 500 CUBIC METERS.

SPECIFICATIONS

FS300P

 Dimension	2140 x 690 x 2030 mm
 Frame dimensions	--
 Transport box	1100 x 1500 x 650 mm Plywood
 Frame color	●
 Application color	● ●
 Weight	170 kg

The DHZ Fitness Mobile Fan is suitable for many venues, whether it is used for closed venue ventilation or as a gym cooling device, it has excellent performance. The right size ensures good site adaptability, and the variable speed control adjustment support allows the user to choose the airflow range of for their needs. The stepless speed adjustment supports users to freely adjust the airflow range according to actual needs, the maximum supported airflow range is 24 meters. Thanks to four independent swivel wheels, this mobile fan can pass through any standard doorway by the assist of handles, and the foot-locks makes it easy to fix. Thanks to DHZ's powerful supply chain and production, the frame structure of the device is durable and has a five-year warranty.



DHZ FITNESS SMART GYM SOLUTIONS

WITH OUR SMART GYM SOLUTIONS CONCEPT, WE TAKE THE PERSPECTIVE OF THE GYM OPERATOR AND DEVELOP SOLUTIONS THAT MAKE YOUR EVERYDAY LIFE EASIER. FOR OUR MEMBERS, WE CREATE A PLEASANT TRAINING EXPERIENCE WITH AN EASY UNDERSTANDING OF PRODUCT USAGE AND GOOD TRAINING COMFORT.

DHZ FITNESS SHOWROOM

Eisenhutweg 122
12487 Berlin

- more than 700 m²
- only 10 minutes from airport

YOU WANT TO GET TO KNOW AND TEST OUR EQUIPMENT?

Come visit us!

In our showroom in Berlin, we present a selection of our equipment. Please contact us for a personal appointment so that we can take the time to advise you competently.

YOU ARE INTERESTED IN ADDITIONAL INFORMATION OR WANT TO MEET IN PERSON?

Ask us!

Our friendly sales team is available for you to address your needs. We would be happy to make a non-binding offer to you.

METEM SRL

HUB DHZ ITALIA

Via G. Amendola, 24 - 31020 Villorba (TV) - Italy

☎ 0422-267010 | 📧 team@metem.fit

WWW.METEM.FIT



SCAN FOR MORE INFORMATION

